

Redcar & Cleveland Borough Council  
Corporate Directorate for Growth, Enterprise and Environment  
Development Management  
Redcar and Cleveland House  
Kirkleatham Street  
Redcar  
Yorkshire TS10 1RT



Our Ref: 1400004535

Your Ref: R/2020/0598/FF

28 October 2020

Dear Sir / Madam,

**No Objection to Planning Application at: FORMER STEEL HOUSE GATEWAY REDCAR  
GATE OFF A1085 TRUNK ROAD REDCAR.**

Northern Gas Networks acknowledges receipt of the planning application and proposals at the above location.

Northern Gas Networks has no objections to these proposals, however there may be apparatus in the area that may be at risk during construction works and should the planning application be approved, then we require the promoter of these works to contact us directly to discuss our requirements in detail. Should diversionary works be required these will be fully chargeable.

We enclose an extract from our mains records of the area covered by your proposals together with a comprehensive list of precautions for your guidance. This plan shows only those mains owned by Northern Gas Networks in its role as a Licensed Gas Transporter (GT). Privately owned networks and gas mains owned by other GT's may also be present in this area. Where Northern Gas Networks knows these they will be represented on the plans as a shaded area and/or a series of x's. Information with regard to such pipes should be obtained from the owners. The information shown on this plan is given without obligation, or warranty, the accuracy thereof cannot be guaranteed. Service pipes, valves, siphons, stub connections, etc., are not shown but their presence should be anticipated. No liability of any kind whatsoever is accepted by Northern Gas Networks, its agents or servants for any error or omission. The information included on the enclosed plan should not be referred to beyond a period of 28 days from the date of issue.

If you have any further enquires please contact the number below.

Yours faithfully,  
Jameson Bwanali

Administration Assistant  
0800 040 7766 (option 5)





# Stay safe near our pipes

A guide to working near infrastructure

## Who are Northern Gas Networks?

We look after the 37,000km of gas mains in the North of England. We don't own the gas but it's our job to transport it safely to you. We're responsible for most of Yorkshire, the North East and Northern Cumbria with our pipes running the equivalent distance of Leeds to Sydney, Australia and back.



# Before you start work

1

Identify the **exact location** of our gas infrastructure (pipes etc) by **hand digging** trial holes or using **electronic tracers**.

## Surface boxes and manholes

Never cover surface boxes or build manhole covers or other structures over, around or under a gas pipe.

Always ask our permission before doing work that may affect a cover or protection.

2

Use a **marker** to indicate the position of our pipes on site.

3

Make sure everyone involved has a copy of our **site plan** and everyone's read the **HSG47 Avoiding Danger from Underground Services** and **Utilities Guidelines on Positioning and Colour Coding of Apparatus**. You can download these for free from [nug.org.uk](http://nug.org.uk)

## Tree planting

- Make sure you carefully consider the impact of planting trees and shrubs as roots can cause damage to gas pipes and make future maintenance work difficult.
- You will need to get approval from the Before You Dig Team before you can start planting.

## Clearances

Never lay equipment along or above a gas pipe.

Keep a minimum clearance of 250mm or 1.5 x the external diameter of the gas pipe (whichever is the greater) between the existing gas infrastructure and any new plant. If this isn't possible, please contact the Before You Dig Team.

250mm

## Deep excavations

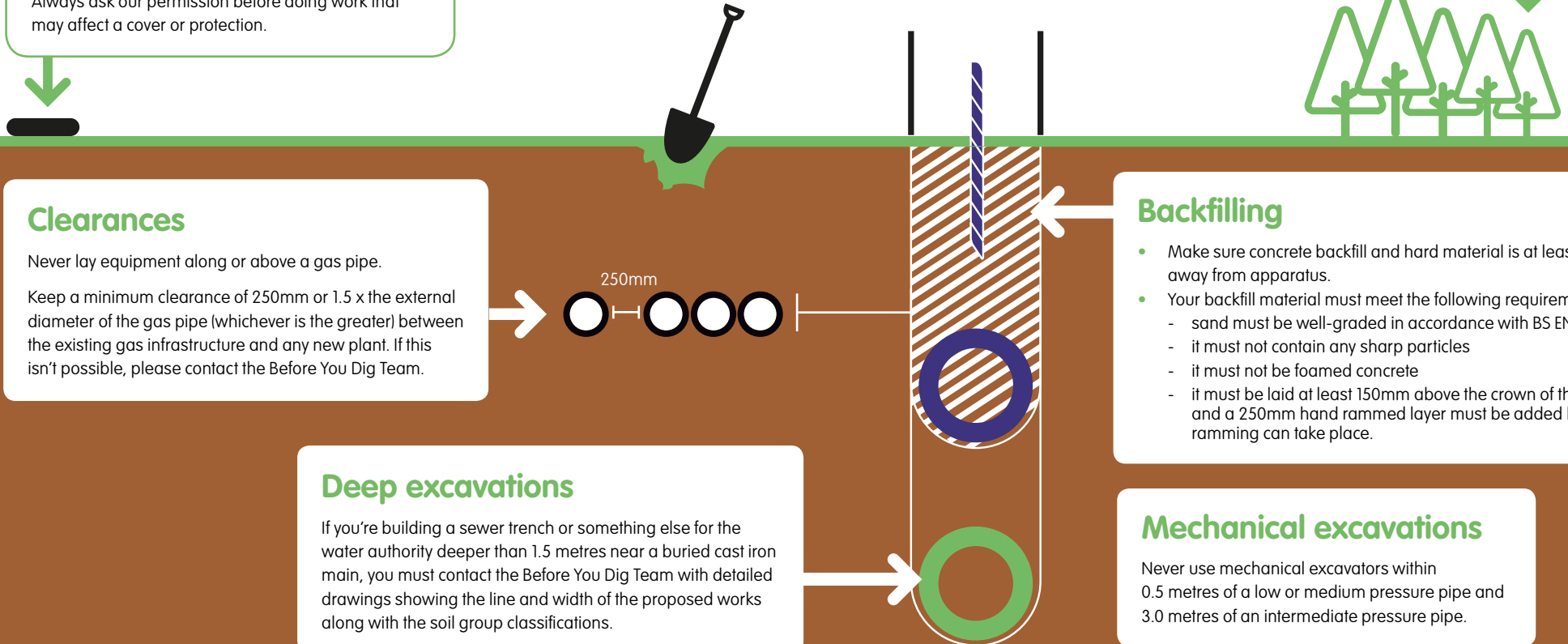
If you're building a sewer trench or something else for the water authority deeper than 1.5 metres near a buried cast iron main, you must contact the Before You Dig Team with detailed drawings showing the line and width of the proposed works along with the soil group classifications.

## Backfilling

- Make sure concrete backfill and hard material is at least 300mm away from apparatus.
- Your backfill material must meet the following requirements:
  - sand must be well-graded in accordance with BS EN 1260:2002
  - it must not contain any sharp particles
  - it must not be foamed concrete
  - it must be laid at least 150mm above the crown of the apparatus, and a 250mm hand rammed layer must be added before power ramming can take place.

## Mechanical excavations

Never use mechanical excavators within 0.5 metres of a low or medium pressure pipe and 3.0 metres of an intermediate pressure pipe.



## Carrying out explosions, pilings, boring or deep excavations?

You need to call us for minimum safe working distances before you get started.

### Financial penalties

- You will need to cover the costs of any damage to our infrastructure.
- We will charge you for any alterations needed to surface boxes or manholes caused by your work.
- If we have to move our infrastructure as a result of your work, you will need to cover the cost.

### Exposed plant

- You must support our infrastructure at all times, and protect any exposed elements from impact.
- Never weld or use hot substances if there is a risk of damaging plastics or protective pipe coatings.

Make sure that you build shuttering to stop fresh concrete from encasing our infrastructure.

#### Access

We need access to our infrastructure at all times so make sure that access isn't blocked by temporary structures and piles of spoil.

#### Crossing our plant with heavy equipment

Always ask our permission before you place heavy goods, equipment and vehicles on our infrastructure.

#### Smell gas or suspect a gas leak?

1. Call **0800 111 999** immediately.
2. Move away from the gas pipe.
3. Don't attempt to block the leak.
4. Evacuate people from surrounding buildings.
5. Put out naked flames.

Questions?



Call: 0800 040 7766



Email: [beforeyoudig@northerngas.co.uk](mailto:beforeyoudig@northerngas.co.uk)

# FORMER STEEL HOUSE GATEWAY REDCAR GATE OFF A1085 TRUNK ROAD REDCAR

457,200

457,500

457,800

524,200

524,200

524,000

524,000

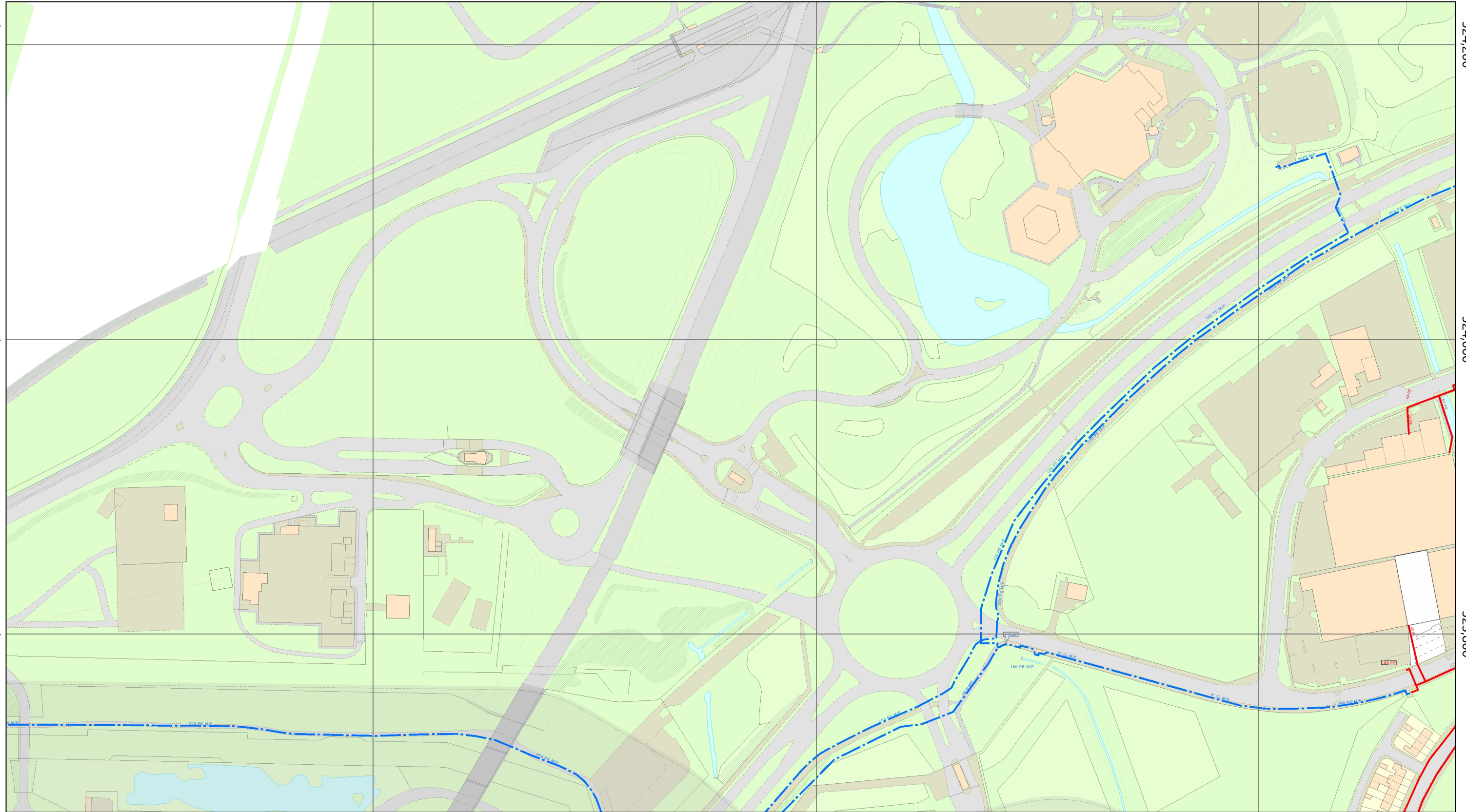
523,800

523,800

457,200

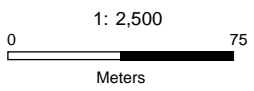
457,500

457,800



## Legend

<b>Pipes</b> --- Intermediate Pressure --- Medium Pressure --- Low Pressure <b>Transmission Pipe</b> --- Regional High Pressure <b>Asset Protection</b> Cathodic Slabbed Sleeved	<b>Network Plant</b> Flow Stop - Open Flow Stop - Closed Valve - Open Valve - Closed Transmission Valve - Open Transmission Valve - Closed	<b>Network Asset</b> CP Point Dip Point Drain Point End Closure Flow Measure Gas Conditioner Governor MEG Point Meter OMR Oiling Point	<b>Network Asset (continued)</b> Pig Trap Pipe Joint Pressure Measurement Purge Point Reducer Stand Pipe Siphon Tee Test Point	<b>Non-Network Asset</b> Outlet Inlet Depth of Cover Crossover Connection Change in Material Change in Diameter	<b>NTS</b> IGT Area IGT Site Infill Site LPG Site OMR's Contact Zone <b>Environment</b> SAM SSSI
---	--	---	---	---	---



## Disclaimer Information

This plan shows those pipes owned by Northern Gas Networks or the relevant Gas Distribution Network in their roles as Licensed Gas Transporters (GT). Gas pipes owned by other GTs, or otherwise privately owned, may be present in this area. Information with regard to such pipes should be obtained from the relevant owners. The information shown on this plan is given without warranty, the accuracy thereof cannot be guaranteed. Service pipes, valves, syphons, stub connections, etc. are not shown but their presence should be anticipated. No liability of any kind whatsoever is accepted by Northern Gas Networks, the relevant Gas Distribution Network, or their agents, servants or contractors for any error or omission. Safe digging practices, in accordance with HS(G)47, must be used to verify and establish the actual position of mains, pipes, services and other apparatus on site before any mechanical plant is used. It is your responsibility to ensure that this information is provided to all persons (either direct labour or contractors) working for you on or near gas apparatus. The information included on this plan should not be referred to beyond a period of 28 days from the date of issue.

This plan is reproduced or based on the OS map by Northern Gas Networks, with the sanction of the controller of HM Stationary Office. Crown Copyright Reserved.

User ID	Jameson Bwanali
Date	28/10/2020
Grid Ref	457442 / 523954



### **Important Safety Guidance**

Northern Gas Networks is the gas distribution company for the North East of England, Yorkshire and Northern Cumbria. We own about 37,000km of gas mains, and other vital equipment, which supply gas to some 2.7 million homes and businesses.

If you or one of your contractors plan to work near gas pipes or other Northern Gas Networks's equipment, you must let us know.

Damaging gas pipes is dangerous and potentially expensive. Not only could it lead to a fire or explosion, it could result in the loss of the gas supply to local communities.

Safety is therefore Northern Gas Networks's top priority. We need to ensure no-one damages our equipment and puts either themselves or members of the public at risk. Our work in this area is encapsulated in the Pipeline Safety Regulations, and by the Northern Gas Networks's safety case, which is approved by the Health and Safety Executive (HSE).

Our website, [www.northerngasnetworks.co.uk](http://www.northerngasnetworks.co.uk) has safety guidance booklets that can be downloaded to assist you when carrying out any works. Please use these as reference guides prior to commencing works. Should you have any difficulty in downloading these documents, please either call 0800 040 7766, option 5, or via email: [beforeyoudig@northerngas.co.uk](mailto:beforeyoudig@northerngas.co.uk)

The guidance documents include this one and the following:

1. Safe working in the vicinity of high pressure gas pipelines and associated installations
2. Avoiding injury when working near gas pipes up to 7 bar
3. Avoiding injury when working near gas pipes

**If at any point during your works, you smell gas, call the National Gas Emergency Service immediately on the Freephone 0800 111 999.**

Examples of higher risk works are, but not limited to, the following:

- Any excavation works within 0.5m of low/medium pressure mains and 3m of intermediate and high pressure mains (the distance is measured from the proven position of the gas main).
- Demolition works within 15m of low/medium pressure mains and 150m of intermediate and high pressure mains.
- The use of explosives within 30m of low/medium pressure mains and 250m of intermediate and high pressure mains.
- Excavations within 10m of a pressure reduction unit.
- Excavations deeper than 1.5m.
- Heavy loading eg cranes, spoil deposits and heavy construction traffic.